

DORIAN
INTERNATIONAL
TOOL

The First Choice
TECHNOLOGY

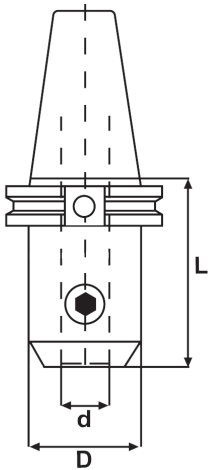
Ultra-Precision V-Flange Tooling



End Mill Holders

**Precision Balanced to
12,000 RPM**

**Each holder comes with a
Certificate of Inspection***



- .0001" Taper-Bore Runout Tolerance. Means more cutting tool life and better surface finish.
- Made of 8620 Alloy Steel with Case Hardness of 56-60 HRC and Core Hardness of 36-40 HRC. Translates into durability and rigidity.
- Tapers Ground to AT-3 Specifications or BETTER. Ensures precise fit with max contact surface area with machine spindle. Translates into more cutting tool life and better surface finish.
- H5 Bore Tolerance for air-tight fit provides maximum contact surface area. Provides a very close tolerance fit with minimum runout between the tool holder's bore and the cutting tool. Translates into more cutting tool life and better surface finish.
- Thru Coolant Feature. Thru Hole of the toolholder allows the use of Thru Coolant Tools when used with a Thru Coolant retention knob.
- Made In Italy.

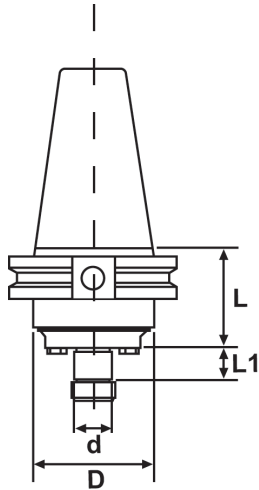
UPC No. 733101-	CAT40 Description	Hole Dia. (d) (in)	Gage Length (L) (in)	Body Dia. (D) (in)
45011	CAT40 EMH-0250-2500	1/4	2.50	0.88
45017	CAT40 EMH-0375-2500	3/8	2.50	1.00
45023	CAT40-EMH-0500-2500	1/2	2.50	1.25
45026	CAT40 EMH-0625-1750	5/8	1.75	1.75
45027	CAT40 EMH-0625-3000	5/8	3.00	1.50
45030	CAT40 EMH-0750-1750	3/4	1.75	1.75
45031	CAT40 EMH-0750-3000	3/4	3.00	1.75
45037	CAT40 EMH-1000-2000	1	2.00	1.75
45038	CAT40 EMH-1000-4000	1	4.00	2.00
UPC No. 733101-	CAT50 Description	Hole Dia. (d) (in)	Gage Length (L) (in)	Body Dia. (D) (in)
45069	CAT50 EMH-0500-4000	1/2	4.00	1.25
45079	CAT50 EMH-0750-4000	3/4	4.00	1.75
45080	CAT50 EMH-0750-6000	3/4	6.00	1.75
45086	CAT50 EMH-1000-4000	1	4.00	2.00
45087	CAT50 EMH-1000-6000	1	6.00	2.00
45090	CAT50 EMH-1250-4000	1-1/4	4.00	2.50
45091	CAT50 EMH-1250-6000	1-1/4	6.00	2.50
45094	CAT50 EMH-1500-4500	1-1/2	4.50	2.75
45095	CAT50 EMH-1500-7000	1-1/2	7.00	2.75

* Shows balancing parameters as well as runout tolerance of each individually inspected tool holder.

Signed by a Quality Assurance member.

* Shows balancing parameters as well as runout tolerance of each individual tool holder.
Signed by a Quality Assurance member.

Shell Mill Holders



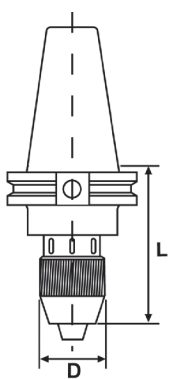
Precision Balanced to 12,000 RPM

Each holder comes with a Certificate of Inspection*

- .0002" Taper-Arbor Runout Tolerance. Means more cutting tool life and better surface finish.
- Made of 8620 Alloy Steel with Case Hardness of 56-60 HRC and Core Hardness of 36-40 HRC. Translates into durability and rigidity.
- Tapers Ground to AT-3 Specifications or BETTER. Ensures precise fit with max contact surface area with machine spindle. Translates into more cutting tool life and better surface finish.
- H5 Arbor Tolerance. Provides a very close tolerance fit with minimum runout between the tool holder's arbor and the cutting tool. Translates into more cutting tool life and better surface finish.
- Made In Italy.

UPC No. 733101-	CAT40 Description	Arbor Dia. (d) (in)	Arbor Length (L1) (in)	Gage Length (L) (in)	Body Dia. (D) (in)	Arbor Thread (AT) (in)	Key Size (in)
45121	CAT40 SMH-0750-1750	3/4	0.67	1.75	1.75	3/8-24	5/16
45123	CAT40 SMH-1000-1750	1	0.67	1.75	2.25	1/2-20	3/8
45125	CAT40 SMH-1250-2000	1-1/4	0.67	2.00	2.88	5/8-18	1/2
45127	CAT40 SMH-1500-2000	1-1/2	0.93	2.00	3.75	3/4-16	5/8
UPC No. 733101-	CAT50 Description	Arbor Dia. (d) (in)	Arbor Length (L1) (in)	Gage Length (L) (in)	Body Dia. (D) (in)	Arbor Thread (AT) (in)	Key Size (in)
45138	CAT50 SMH-0750-1750	3/4	.68	1.75	2.75	3/8-24	5/16
45142	CAT50 SMH-1000-1750	1	.68	1.75	2.75	1/2-20	3/8
45146	CAT50 SMH-1250-1750	1-1/4	.68	1.75	2.75	5/8-18	1/2
45150	CAT50 SMH-1500-2000	1-1/2	.94	2.00	3.75	3/4-16	5/8
45154	CAT50 SMH-2000-2000	2	.94	2.00	4.88	1-14	5/8

Integral Keyless Drill Chuck Holders

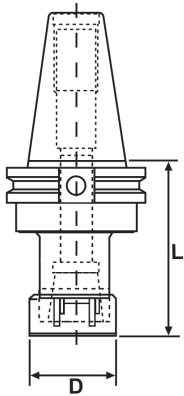


- Provides exceptionally high torque - up to three times the gripping strength of conventional drill chucks.
- Features a corrosion-resistant surface treatment to ensure durability.
- Chuck will not come off during operation.
- Replaceable chuck.

UPC No. 733101-	CAT40 Description	Capacity	Gage Length (L) (in)	Body Dia. (D) (in)
45307	CAT40-KDCH-13	1/32-1/2	3.50	2.00
45308	CAT40-KDCH-16	1/8-5/8	4.50	2.25

*Fully inspected tool holder.

ER Collet Holder



**Precision Balanced to
12,000 RPM**

**Each holder comes with a
Certificate of Inspection***

- .0001" Taper-Bore Runout Tolerance. Means more cutting tool life and better surface finish.
- Made of 8620 Alloy Steel with Case Hardness of 56-60 HRC and Core Hardness of 36-40 HRC. Translates into durability and rigidity.
- Tapers Ground to AT-3 Specifications or BETTER. Ensures precise fit with max contact surface area with machine spindle. Translates into more cutting tool life and better surface finish.
- Thru Coolant Feature. Thru Hole of the toolholder allows the use of Thru Coolant Tools when used with a Thru Coolant retention knob and sealed collet.
- Made In Italy.

UPC No. 733101-	CAT40 Description	Collet Series	Collet Range (in)	Nose Dia. (D) (in)	Gage Length (L) (in)
45173	CAT40 ER11H-2500	ER11	.019-.275	0.63	2.50
45174	CAT40 ER11H-4000	ER11	.019-.275	0.63	4.00
45175	CAT40 ER11H-6000	ER11	.019-.275	0.63	6.00
45176	CAT40 ER16H-2500	ER16	.019-.406	1.26	2.50
45178	CAT40 ER16H-4000	ER16	.019-.406	1.26	4.00
45179	CAT40 ER16H-6000	ER16	.019-.406	1.26	6.00
45180	CAT40 ER20H-2500	ER20	.039-.511	1.38	2.50
45181	CAT40 ER20H-4000	ER20	.039-.511	1.38	4.00
45182	CAT40 ER20H-6000	ER20	.039-.511	1.38	6.00
45183	CAT40 ER25H-2500	ER25	.039-.629	1.65	2.50
45184	CAT40 ER25H-4000	ER25	.039-.629	1.65	4.00
45185	CAT40 ER25H-6000	ER25	.039-.629	1.65	6.00
45186	CAT40 ER32H-2500	ER32	.078-.787	1.97	2.50
45188	CAT40 ER32H-4000	ER32	.078-.787	1.97	4.00
45189	CAT40 ER32H-6000	ER32	.078-.787	1.97	6.00
45191	CAT40 ER40H-2500	ER40	.118-1.023	2.48	2.50
45193	CAT40 ER40H-4000	ER40	.118-1.023	2.48	4.00
UPC No. 733101-	CAT50 Description	Collet Series	Collet Range (in)	Nose Dia. (D) (in)	Gage Length (L) (in)
45197	CAT50 ER16H-4120	ER16	.019" - .406"	1.26	4.12
45205	CAT50 ER25H-4000	ER25	.039" - .629"	1.65	4.00
45206	CAT50 ER25H-6000	ER25	.039" - .629"	1.65	6.00
45208	CAT50 ER32H-4000	ER32	.078" - .787"	1.97	4.00
45209	CAT50 ER32H-6000	ER32	.078" - .787"	1.97	6.00
45210	CAT50 ER32H-8000	ER32	.078" - .787"	1.97	8.00

* Shows balancing parameters as well as runout tolerance of each individually inspected tool holder. Signed by a Quality Assurance member.

Spare Parts



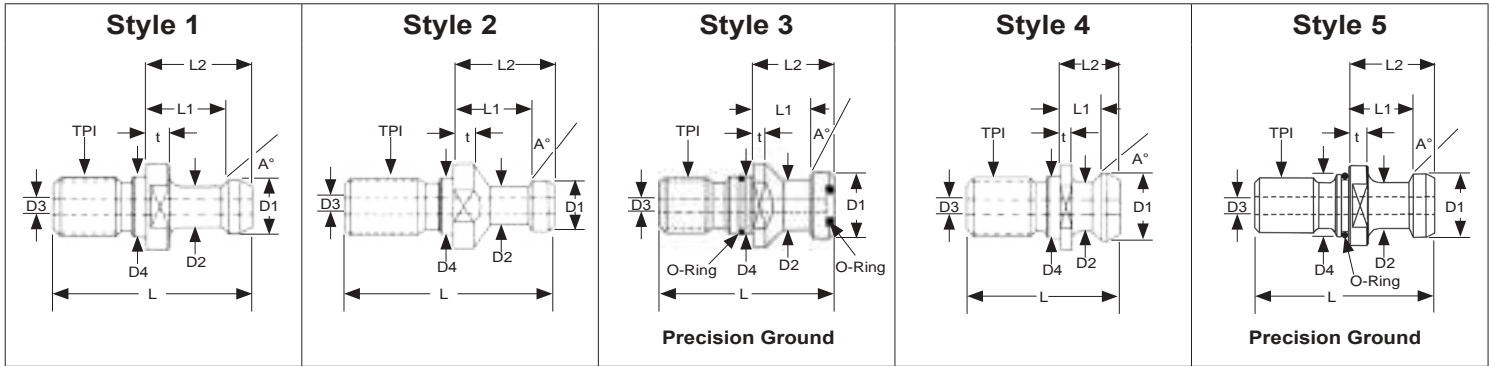
ER Standard Nuts

Style	Description	UPC No. 733101-	Thread	Height (mm)	Body Dia. (mm)
ER11	ER11NTM16	49773	M13 X .075	12	16
ER16	ER16NTS32	49780	M22 X 1,5	17	32
ER20	ER20NTS35	49781	M25 X 1,5	19	35
ER25	ER25NTS42	49782	M32 X 1,5	20	42
ER32	ER32NTS50	49783	M40 X 1,5	22,5	50
ER40	ER40NTS63	49784	M50 X 1,5	25,5	63

ER Standard Wrench

Style	Description	UPC No. 733101-	Wrench Type
ER11	ER11MNWR	49987	ER Mini
ER16	ER16STWR	49994	ER Standard
ER20	ER20STWR	49995	ER Standard
ER25	ER25STWR	49996	ER Standard
ER32	ER32STWR	49997	ER Standard
ER40	ER40STWR	49998	ER Standard

Retention Knobs



UPC No. 733101-	CAT 40 Description	Machine Used on	Thru Coolant	Style	Threads TPI	A Angle	D1 Knob Dia.	D2 Neck Dia.	D3 Hole Dia.	D4 Pilot Dia.	L OAL	Shoulder		
												L1	t	L2
47287	RKCT40-4-0004	MAZAK, FADAL, DMG, HURCO	NA	4	5/8-11	45°	0.740	0.490	NA	0.636	1.620	0.440	0.120	0.640
47286	RKCT40-4-0003-C	FADAL, DMG, HURCO	Coolant	4	5/8-11	45°	0.740	0.490	0.281	0.636	1.620	0.440	0.120	0.640
47831	RKCT40-1-0103	MORI SEIKI, OKK, KIRA	NA	1	5/8-11	90°	0.589	0.392	NA	0.636	2.250	0.988	0.234	1.264
47305	RKCT40-1-0022	BRIDGEPORT, LEADWELL	NA	1	5/8-11	45°	0.589	0.392	NA	0.636	2.250	0.988	0.124	1.264
47304	RKCT40-1-0021	HAAS, CHEVALIER, FEELER, FRYER, JOHNFORD	NA	1	5/8-11	45°	0.589	0.392	NA	0.636	2.250	0.988	0.234	1.264
47313	RKCT40-1-0030-C	HAAS, CHEVALIER, FEELER, FRYER, JOHNFORD	Coolant	1	5/8-11	45°	0.589	0.392	0.200	0.636	2.250	0.988	0.234	1.264
47386	RKCT40-1-0121	MAKINO, MITSUBISHI, ENSHU, HITACHI, KIRA, OKUMA, MILLTRONICS	NA	1	5/8-11	60°	0.589	0.392	NA	0.636	2.250	0.988	0.234	1.264
47288	RKCT40-4-0005-C	MAZAK, FADAL, DMG, HURCO	Coolant	4	5/8-11	45°	0.740	0.490	0.280	0.641	1.620	0.440	0.120	0.640
47359	RKCT40-5-0076-C	MAKINO	Coolant	5	5/8-11	15°	0.746	0.549	0.236	0.641	2.008	0.792	0.276	1.028
47387	RKCT40-3-0122-C	MORI SEIKI	Coolant	3	5/8-11	15°	0.747	0.548	0.236	0.641	2.004	0.787	0.157	1.024
47343	RKCT40-2-0060-C	KITAMURA, DOOSAN, HYUNDAI KIA	Coolant	2	5/8-11	15°	0.747	0.549	0.281	0.641	2.004	0.787	0.157	1.024
UPC No. 733101-	CAT 50 Description	Machine Used on	Thru Coolant	Style	Threads TPI	A Angle	D1 Knob Dia.	D2 Neck Dia.	D3 Hole Dia.	D4 Pilot Dia.	L OAL	Shoulder		
47292	RKCT50-4-0010	MAZAK, DMG, G&L, HURCO, FADAL, WALTER GRINDERS	NA	4	1-8	45°	1.140	0.820	NA	1.026	2.575	0.700	0.200	1.000
47291	RKCT50-4-0009-C	MAZAK, DMG, G&L, HURCO, FADAL	Coolant	4	1-8	45°	1.140	0.820	0.468	1.026	2.575	0.700	0.200	1.000
47320	RKCT50-1-0037-C	OKK	Coolant	1	1-8	90°	0.903	0.668	0.250	1.026	3.350	1.384	0.392	1.778
47319	RKCT50-1-0036-C	OKUMA, HITACHI, SNK, TOSHIBA	Coolant	1	1-8	60°	0.903	0.668	0.335	1.026	3.355	1.384	0.392	1.778
47306	RKCT50-1-0023	OKUMA, HITACHI, SNK, TOSHIBA	NA	1	1-8	60°	0.903	0.668	NA	1.026	3.355	1.384	0.392	1.778
47308	RKCT50-1-0025-C	HAAS, MILLTRONICS, VIPER, ENSHU, AWEA	Coolant	1	1-8	45°	0.903	0.668	0.312	1.026	3.355	1.384	0.392	1.778
47309	RKCT50-1-0026	HAAS, MILLTRONICS, VIPER, ENSHU, AWEA	NA	1	1-8	45°	0.903	0.668	NA	1.026	3.355	1.384	0.392	1.778
47317	RKCT50-1-0034-C	DOOSAN, HYUNDAI KIA	Coolant	1	1-8	45°	0.903	0.668	0.390	1.026	3.355	1.384	0.392	1.778
47388	RKCT50-1-0123-C	TOYODA	Coolant	1	1-8	45°	0.903	0.668	0.236	1.030	3.353	1.384	0.400	1.778
47389	RKCT50-1-0124	MORI SEIKI, OKK, YANG	NA	1	1-8	90°	0.903	0.668	NA	1.026	3.350	1.384	0.392	1.778
47318	RKCT50-1-0035-C	MAKINO	Coolant	1	1-8	45°	0.903	0.668	0.236	1.026	3.353	1.384	0.392	1.778

