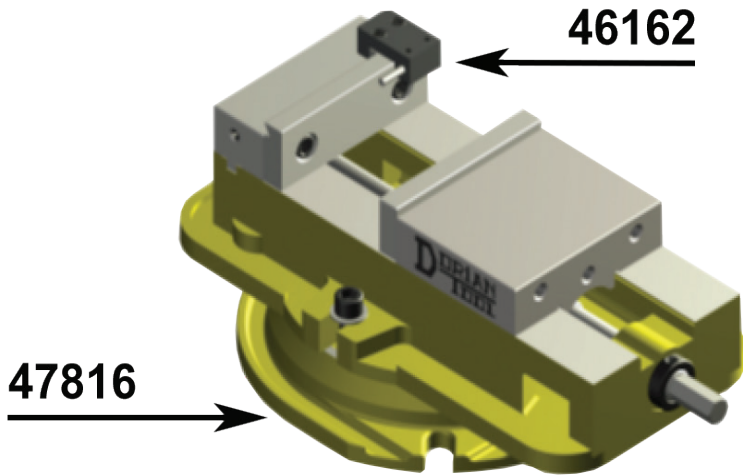


DRLK-SERIES Vises

Proven Performance



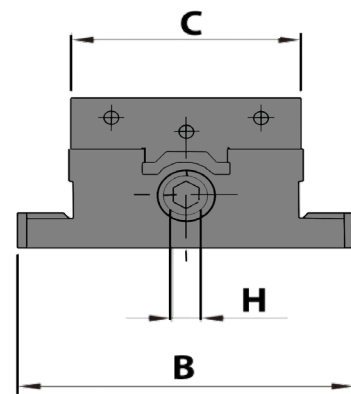
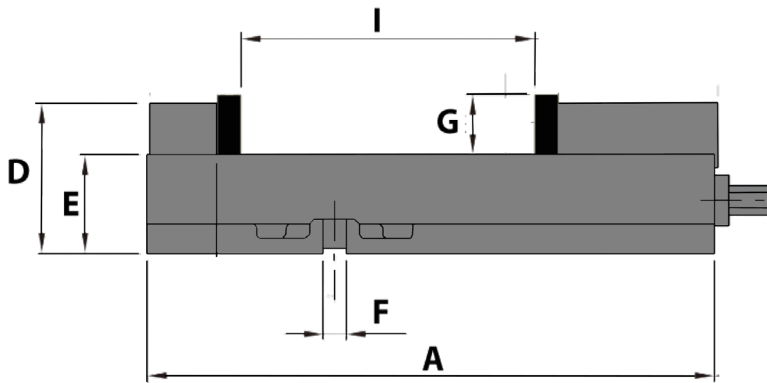
- Stationary jaw.
- Wider openings
- High precision and quality
- Moveable jaw does not lift off the bed
- Swivel Base is graduated in 1° increments
- Chip-Cover protects leadscrew from damage
- Integral key and large fasteners reduce deflection by 50%.
- 4 jaw-plate positions allow extra clamping capacity with the jaw plates at the outside positions
- New High Tensile Strength Meehanite Ductile Cast Iron for better rigidity and less deflection.

DRLK Precision Machine Vise

UPC No. 733101-	Description	Series
46160	DRLK-6X750	Angle Lock Vise
46161	DRLK-6X900	Angle Lock Vise

Accessories

UPC #	Description	Series
47816	DT 750-750-890-SB	Vise Swivel Base
46162	DVQWS-002	Vise Quick Work Stopw



Dimensions

Description	A	B	C	D	E	F	G	H	I
DRLK-6X750	17	9.25	5.94	4.37	2.88	.69 / .71	1.75	.75	7.56
DRLK-6X900	17.2	8.74	5.94	4.37	2.88	.69 / .71	1.75	.75	8.9

Vise Capacity	Diagram 1	Diagram 2	Diagram 3	Diagram 4
DRLK-6X750	7.5"	10.25"	13.125"	18.875"
DRLK-6X900	9.0"	11.65"	14.44"	17.24"